



Available online at [www.sciencedirect.com](http://www.sciencedirect.com)

**ScienceDirect**

Journal of Economic Theory 212 (2023) 105711

JOURNAL OF  
**Economic  
Theory**

[www.elsevier.com/locate/jet](http://www.elsevier.com/locate/jet)

# Asset bubbles and inflation as competing monetary phenomena

Guillaume Plantin <sup>1</sup>

*Sciences Po, 28 rue des Saints-Pères, 75007 Paris, France*

Received 26 August 2022; final version received 19 July 2023; accepted 26 July 2023

Available online 2 August 2023

---

## Abstract

In an economy in which adjusting prices comes at a fixed menu cost, a baseline Taylor rule generates multiple equilibria with varying price rigidity, inflation, and real interest rate. Asset bubbles may be sustained as long as prices are rigid, they burst as inflation picks up and the real rate reverts to a long-term value at which bubbles are no longer sustainable. Unlike natural bubbles, these policy-induced bubbles once issued always crowd out investment by draining resources from the most financially constrained agents.

© 2023 Elsevier Inc. All rights reserved.

*JEL classification:* E44; E52

*Keywords:* Financial frictions; Bubbles; Nominal rigidities; Taylor rule

---

## 0. Introduction

An increasing number of observers contend that the very accommodative monetary policies that have prevailed in advanced economies since 2008 have had the unintended consequences of blowing asset bubbles instead of spurring much needed real investment. This narrative has gained

---

*E-mail address:* [guillaume.plantin@sciencespo.fr](mailto:guillaume.plantin@sciencespo.fr).

<sup>1</sup> This paper supersedes an earlier one entitled “Bubbles against Financial Repression”. I thank Guillermo Ordoñez (the editor), an anonymous associate editor, two anonymous referees, Vladimir Asriyan, Gaetano Gaballo, and Alex Wolman for very helpful comments and advice. Errors are mine.

<https://doi.org/10.1016/j.jet.2023.105711>

0022-0531/© 2023 Elsevier Inc. All rights reserved.

significant traction since the 2010 round of asset purchases by the Federal Reserve dubbed QE2, and even more so since the Covid-19 crisis.<sup>2</sup> The proponents of this view accordingly worry that these bubbles may burst now that inflation has picked up and monetary policy has tightened, thereby generating severe financial instability.<sup>3</sup>

This narrative is commonly dismissed as not grounded in economic theory. In order to be sustainable, bubbles must earn an expected return that is below the rate at which the economy grows, and controlling real asset returns for an indefinite time span is viewed as beyond the reach of monetary policy. Monetary policy therefore cannot be the main cause of asset bubbles.

To be sure, a sizeable literature studies the interplay of monetary policy and bubbles.<sup>4</sup> Bubbles in this literature are not a monetary phenomenon, however. They arise because the natural interest rate—the one that would prevail in the presence of flexible prices—is sufficiently low to make bubbles sustainable. This literature then studies if and how monetary policy should be amended to take these “natural” bubbles into account.

By contrast, this paper introduces bubbles as a *pure consequence of monetary policy*. Such policy-induced bubbles may rise even when bubbles would be impossible in the absence of any nominal rigidity. Beyond fitting a widespread narrative, policy-induced bubbles have two features that distinguish them from natural ones:

- In this setup with financial constraints, as is standard, natural bubbles may crowd investment out or crowd it in. In the former case they push the interest rate up. Policy-induced bubbles by contrast always crowd investment out once issued, and yet the interest rate remains low in their presence no matter their size.
- Natural bubbles push CPI inflation up in this setup. By contrast, policy-induced bubbles and high CPI inflation are mutually exclusive. They cannot jointly occur in equilibrium since bubbles require a low real rate that is in turn only compatible with low inflation and rigid prices.

Given these properties, policy-induced bubbles offer a natural rationalization of the common narrative according to which low policy rates may backfire into “bad” bubbles. The low return on these bubbles and their negative impact on investment, which are two sides of the same coin, fit well in an environment in which business investment has remained subdued despite low rates and compressed risk and liquidity premia. The incompatibility of policy-induced bubbles with sizeable CPI inflation also resonates with current concerns about market crashes following the rise of inflation.

---

<sup>2</sup> In 2010 for example, four top Republican congressmen wrote to Chairman Bernanke that QE2 could “potentially generate artificial asset bubbles that could cause further economic disruptions”. Similar reactions abound in the blogosphere since the pandemic: “The Markets Are Alive With The Sound of Echo Bubbles” (<https://on.ft.com>), “Strict Inflation Targets For Central Banks Have Caused Economic Harm” (<https://on.ft.com>) “Pandemic-Era Central Banking Is Creating Bubbles Everywhere” (<https://www.bloomberg.com>), “The Fed Has Created A Monster Bubble It Can No Longer Control” (<https://seekingalpha.com>), “The Fed Is Creating A Monster Bubble” (<https://www.forbes.com/>), “Fed Trying To Inflate A 4th Bubble To Fix The Third” (<https://seekingalpha.com>), “The Fed’s Corporate Bond Buying Is Stoking Bubble Fears” (<https://www.cnbc.com>).

<sup>3</sup> See, e.g., “Stock Market Bubble Will Burst And Inflation Will Follow”, “Will Higher Inflation End U.S. Asset Bubbles?” (<https://www.forbes.com>), “The End Of The “Everything Bubble” Could Destroy \$75trn Of Assets” (<https://moneyweek.com>).

<sup>4</sup> Following Bernanke and Gertler (2001), contributions include Galí (2014), Ikeda and Phan (2016), Dong et al. (2020), Asriyan et al. (2021), and Allen et al. (2022).

Interestingly, this theory of bubbles as a monetary phenomenon relies solely on the interaction of two very standard textbook monetary ingredients. First, price setters incur a fixed menu cost when adjusting prices. Second, monetary policy consists in a basic Taylor rule that makes the policy rate contingent on realized inflation. The reason these two ingredients unlock bubbles as a monetary phenomenon is as follows. The starting point is the insight in Ball and Romer (1991) that if prices are strategic complements, fixed menu costs may open up the possibility of multiple equilibria with varying price rigidity because each firm benefits more from adjusting its prices if other firms do so. The number of such equilibria as well as their respective real and nominal characteristics depend on the conduct of monetary policy, and this creates a role for the Taylor rule. A basic Taylor rule actually implies that the economy admits multiple equilibria across which firms adjust prices at different frequencies. Equilibria with more rigid prices also feature a lower inflation and a lower real interest rate. The interest rate in the most rigid equilibria may be so low that bubbles arise in them even though they would not be possible in the more flexible equilibria.

More formally, suppose that a monetary authority commits to a baseline Taylor rule with parameters  $k, \psi > 0$ . That is, it commits to a nominal rate between  $t$  and  $t + 1$ :

$$R_t = k\Pi_t^{1+\psi},$$

where  $\Pi_t$  is the realization of inflation at date  $t$ . Then any steady-state real rate  $r$  and inflation  $\Pi$  must be such that the Fisher equation and this Taylor rule give consistent values of the nominal rate:  $r\Pi = R_t$ , or

$$r = k\Pi^\psi.$$

Workhorse New Keynesian models with time-dependent price rigidity typically admit a unique such steady state  $(r, \Pi)$ .<sup>5</sup> If nominal rigidity consists in a fixed menu cost, there are by contrast several such equilibrium pairs  $(r, \Pi)$  that satisfy the above relation together with all the individual rationality and market-clearing conditions characterizing equilibrium. The value of the real rate, that of inflation, and the frequency of price adjustment comove across equilibria. They may also vary over time within a given equilibrium. In particular, bubbles can grow during (almost surely) temporary phases of low inflation and low real rate and then burst when prices adjust, inflation picks up, and the real rate switches to a level that is too high to sustain them.

It is important to stress that in this theory, *bubbles as a pure monetary phenomenon do not arise because the monetary authority permanently controls real interest rates*. They do so for the opposite reason that a Taylor rule generates indeterminacy. Monetary policy only imposes that the real rate and inflation be low whenever the private sector coordinates on infrequent price adjustment. The monetary authority however has no control over the degree of price rigidity on which firms coordinate.

*At the effective lower bound* I also show that when monetary policy is constrained by an effective lower bound, the causality between bubbles and price rigidity may interestingly become two-sided. Not only is price rigidity necessary to ensure that policy-induced bubbles can arise, as is generically the case. It may also be that equilibria with rigid prices can only arise in the presence of these policy-induced bubbles. This double feedback between policy-induced bubbles and inflation expectations is due to the fact that bubbles, by crowding out investment and

<sup>5</sup> In these models,  $k$  is typically set at the natural rate of the economy and steady-state inflation is one.

shrinking entrepreneurs' profits, make price adjustment less profitable to them, thereby making the rigid-price equilibrium sustainable.

The paper is organized as follows. Section 1 sets up the model. Section 2 studies its equilibria in which firms always fully adjust their prices, describing in particular the bubbles deemed "natural" that can arise in this case. Section 3 studies equilibria with more rigid prices and discusses equilibrium multiplicity. It studies the bubbles deemed "policy-induced" that may arise when prices are rigid. Section 4 concludes.

### *Related literature*

A very large and growing literature explores the empirical plausibility of menu costs as a significant source of price rigidity. Reviewing it is beyond the scope of this paper. The type of equilibrium multiplicity that this paper studies is absent from this literature, in which firms typically incur large idiosyncratic shocks making them sufficiently ex-post heterogeneous that they cannot synchronize on multiple equilibria. As a result, the insight pioneered by Ball and Romer (1991) that menu costs may generate multiple equilibria has not been much explored. (Exceptions include John and Wolman (2008).) This paper is to my knowledge the first to stress that such multiplicity may go beyond inflation dynamics and pave the way to asset bubbles as a monetary phenomenon.

It is important to highlight that this fixed menu cost is the only source of equilibrium multiplicity that I focus on. In particular, the resulting multiplicity in inflation dynamics is unrelated to that possibly generated by interest-rate feedback rules in the presence of a lower bound (Benhabib et al., 2001a,b, 2002a,b). It could potentially prevail under any other modeling of monetary policy.<sup>6</sup> The Taylor rule here only delivers that the real rate is lower in equilibria with more (endogenous) nominal rigidities. This unlocks the possibility of policy-induced bubbles even when the natural rate is large.

This paper also has points of contact with two contributions in monetary economics. Galí (2014) studies how a Taylor rule should be amended in the presence of a bubble. By contrast, I take a basic Taylor rule as given and focus on its implications for equilibrium multiplicity. Also, equilibrium multiplicity is only due to the possibility of bubbles in Galí (2014) in which the nominal rigidity is that prices must be set in advance. By contrast, a fixed menu cost generates multiplicity here even when bubbles cannot be sustained. In a recent contribution, Beaudry et al. (2023) study an economy that has several steady states in its flexible version, and show how monetary policy can have a long-lasting impact on the real rate in this case. By contrast, the flexible version of the model (without menu costs) admits a unique non-bubbly steady state.

This paper contributes to the literature that studies the effect of bubbles on investment, in particular in the presence of financial constraints (Farhi and Tirole, 2012a; Martin and Ventura, 2012; Aoki et al., 2014; Hirano and Yanagawa, 2016). I introduce simple monetary ingredients in a related environment in order to compare how natural and policy-induced bubbles affect investment.

This paper also has connections to the literature that studies interest-rate policies as a tool to mitigate financial-market imperfections (Benmelech and Bergman, 2012; Caballero and Simsek, 2020; Diamond and Rajan, 2012; Farhi and Tirole, 2012b). This literature has emphasized how subsidizing the interest rate and financial repression may backfire into various forms of excessive

---

<sup>6</sup> Ball and Romer (1991) obtain this multiplicity in their original paper in which monetary policy consists in controlling money supply in the presence of a cash-in-advance constraint.

risk taking. To my knowledge, this paper is the first to show that such excessive risk taking may materialize into “bad” rational bubbles.

Finally, it is interesting to relate this paper to the intermediary asset pricing literature pioneered by He and Krishnamurthy (2012, 2013). In this literature, negative shocks to sophisticated investors’ wealth negatively affect all asset prices. The very distinct impacts of natural and policy-induced bubbles on entrepreneurs’ net worth are also the main driver of their respective properties here.

## 1. Setup

The model is an elementary monetary version of an overlapping-generations economy in which the limited pledgeability of future cash flows may lead to the emergence of bubbles despite dynamic efficiency, as in Farhi and Tirole (2012a) or Martin and Ventura (2012). I focus on friction-driven bubbles in a dynamically efficient economy (as opposed to bubbles simply stemming from dynamic inefficiency) because i) unlike interest rates, the return on private capital has been seemingly larger than the growth rate of output in the US over the last two decades (Reis, 2021); ii) it is well-known that natural bubbles in this case can be a complement to investment, which makes them an interesting benchmark for policy-induced ones.

Time is discrete and indexed by  $t \in \mathbb{N}$ . The economy is populated by private agents—households and entrepreneurs, and by a monetary authority. All agents use the same currency as a unit of account only (“cashless economy”). Private agents consume a final good that they produce out of a continuum of intermediate goods indexed by  $i \in [0, 1]$  using the technology

$$C_t = \left( \int_0^1 C_{i,t}^{1-\frac{1}{\epsilon}} di \right)^{\frac{\epsilon}{\epsilon-1}},$$

where  $\epsilon > 2$ . The date- $t$  price of intermediate good  $i$  is denoted  $P_t^i$ , and  $P_t$  denotes the price of the final good—the “price level”.

*Entrepreneurs* At each date, a unit mass of entrepreneurs are born and live for two dates. They consume only when old, at which time they are risk neutral. Entrepreneurs are endowed with a production technology and with an investment technology.

*Production technology.* Each date- $t$  young entrepreneur  $i \in [0, 1]$  owns a technology that transforms  $L$  units of date- $t$  labor into  $\alpha L$  units of the date- $t$  intermediate good  $i$ , where  $\alpha > 0$ . The technology fully depreciates after one production cycle.

*Investment technology.* Each date- $t$  young entrepreneur owns a technology that transforms  $x$  date- $t$  consumption units into  $\rho x$  date- $(t + 1)$  consumption units, where  $\rho > 1$ . That this return on investment  $\rho$  is strictly larger than the unit growth rate of the economy implies dynamic efficiency.

*Households* A unit mass of households are born at each date, and live for two dates. Households supply labor to firms when young, and receive a large (exogenous) endowment when old.<sup>7</sup>

<sup>7</sup> This endowment merely simplifies the exposition by ensuring that a positive-consumption constraint never binds. It will play no other role.

They rank bundles  $(C^Y, C^O, L)$  of consumption when young, consumption when old, and labor according to the criterion

$$u(C^Y) + \beta C^O - \frac{\gamma L^2}{2},$$

where  $\beta \in (0, 1)$ ,  $\gamma > 0$ , and  $u'$  exists and is a decreasing bijection over  $(0, +\infty)$ .

I will stick to the assumption in the baseline New Keynesian model of a perfect labor market cleared by a flexible wage (Galí, 2008; Woodford, 2003, e.g.). As in these models, this enables to study equilibrium prices and quantities of goods in the simplest framework. On the other hand, the paper does not provide any serious analysis of labor markets.

*Frictions* In addition to imperfect competition in the markets for intermediate goods, the economy is plagued by two frictions, a financial one and a monetary one.

**Assumption 1** (*Financial friction: limited pledgeability*). *An entrepreneur can divert all or part of the proceeds from her investment and consume a fraction  $1 - \lambda$  of the diverted proceeds, where  $\lambda \in (0, 1)$ .*

This financial friction will induce credit rationing that may give rise to bubbles under some circumstances despite dynamic efficiency ( $\rho > 1$ ). The second friction is a nominal rigidity such that monetary policy may have real effects:

**Assumption 2** (*Monetary friction: menu cost*). *Young date- $t$  entrepreneur  $i \in [0, 1]$  must incur a fixed cost equal to  $f$  consumption units, where  $f \geq 0$ , in order to change the price of intermediate good  $i$  from the status quo  $P_{t-1}^i$  to a new value.*

The usual broad interpretation of the menu cost  $f$  is that it stands for the costs of information collection and decision making incurred by an entrepreneur unwilling to stick to the status quo.<sup>8</sup> I posit for simplicity that for all  $i \in [0, 1]$ ,  $P_{-1}^i = P_{-1} > 0$  exogenously given.

*Monetary authority* At the outset, the monetary authority commits to a standard interest-rate feedback rule making nominal rates contingent on realized inflation. The rule consists in a gross nominal interest rate  $R_t$  on one-period nominal bonds between  $t$  and  $t + 1$  equal to

$$R_t = k (\Pi_t)^{1+\psi}, \tag{1}$$

where  $k$ ,  $\psi > 0$ , and  $\Pi_t = P_t/P_{t-1}$  is the (gross) rate of inflation between  $t - 1$  and  $t$ . The monetary authority has an aggregate net supply of one-period nominal bonds equal to zero at each date. I abstract from any lower-bound constraint on the policy rate throughout the analysis, except in Section 3.3.3.

In the workhorse New Keynesian model, the constant  $k$  is typically of the form  $r^*/(\Pi^*)^{1+\psi}$ , where  $r^*$  is the uniquely defined natural rate of the economy and  $\Pi^*$  an inflation target typically set to one. In this setup that will feature multiple steady states, how  $k$  may be determined and relates to the economy will be discussed in due course.

<sup>8</sup> See Alvarez et al. (2011) for an explicit modeling of costly information collection in a price-setting problem.

Finally, I impose for brevity the parameter restrictions

$$u' \left( \frac{\alpha^2 \beta \rho}{\gamma} \right) < \beta \rho, \quad (2)$$

$$f \leq \frac{\lambda(\epsilon - 1)}{\epsilon^2} \frac{\alpha^2 \beta \rho}{\gamma}, \quad (3)$$

and will also explain their roles in due course.

*Discussion* Two comments are in order. First, overlapping generations are only a simple way to generate the incompleteness that opens up the possibility of bubbles. Less stylized (and less tractable) alternatives would of course be available (Aiyagari, 1994; Bewley, 1986; Woodford, 1990, e.g.). As in Martin and Ventura (2012) or Farhi and Tirole (2012a), the concept of generation in this setup should not be interpreted literally: Time elapsing between two dates is much shorter than 75 years. Assuming the same short-lived agents with simple preferences as in these papers enables me to introduce in the simplest fashion novel insights on the joint instability of goods and assets markets.

Second, as in the seminal paper of Ball and Romer (1991), a simple fixed menu cost generates multiple equilibria with varying price rigidity. One could alternatively borrow from the literature that generates such multiplicity out of informational frictions (Amador and Weill, 2010; Gaballo, 2017, e.g.). I leave this exciting route for future research.

## 2. Equilibria with full price adjustment

This section studies the existence and the properties of equilibria in which at each date, all the entrepreneurs pay the cost  $f$  to adjust their prices. Section 2.1 first shows that there exists at most one non-bubbly such equilibrium with full price adjustment. Section 2.2 then discusses the existence and properties of the bubbles that may arise when prices fully adjust, deemed “natural” bubbles.

### 2.1. Non-bubbly equilibrium

I define a perfect-foresight equilibrium in a standard way as a situation in which private agents optimize with perfect foresight, markets clear, the monetary authority enforces the Taylor rule and has a zero-net supply of bonds, and  $\log \Pi_t$  is bounded.<sup>9</sup>

This section shows that there exists at most one such equilibrium with full price adjustment and without bubbles in two steps. It first assumes that entrepreneurs find it optimal to adjust their prices at each date and solves for the resulting equilibrium. It then checks when they find it indeed optimal to do so in equilibrium. The full-fledged equilibrium derivation is in Appendix A.1.

*Households' supply of labor and savings* Denoting  $W_t$  the nominal wage, each date- $t$  household selects a nominal investment in bonds  $B_t$  and a labor supply  $L_t$  that solve:

<sup>9</sup> This latter restriction to non-exploding inflation is only meant to address the well-known criticism of the elusive terminal condition that applies to any model of inflation determination with a Taylor rule (Castillo-Martinez and Reis, 2019, e.g.).

$$\max_{B_t, L_t} u(C_t^Y) + \beta C_t^O - \frac{\gamma L_t^2}{2}$$

s.t.

$$\begin{aligned} P_t C_t^Y + B_t &\leq W_t L_t, \\ P_{t+1} C_t^O &\leq R_t B_t + P_{t+1} e, \\ C_t^Y, C_t^O, L_t &\geq 0, \end{aligned}$$

where  $e$  is the household’s exogenous endowment when old. Optimal labor supply yields

$$W_t u'(C_t^Y) = P_t \gamma L_t, \tag{4}$$

and optimal bond investment yields

$$P_{t+1} u'(C_t^O) = \beta R_t P_t. \tag{5}$$

Thus the real rate  $r_t$  satisfies  $r_t = R_t P_t / P_{t+1} = u'(C_t^O) / \beta$ .

*Inflation* The Fisher equation (5) combined with the Taylor rule (1) yields for all  $t \geq 0$

$$r_t \Pi_{t+1} = R_t = k (\Pi_t)^{1+\psi},$$

or

$$\frac{\Pi_{t+1}}{\Pi_t} = \frac{k}{r_t} \Pi_t^\psi.$$

The only price path that satisfies this and does not lead to exploding inflation rates is such that

$$\Pi_t = \prod_{s \geq 0} \left( \frac{r_{t+s}}{k} \right)^{\frac{1}{(1+\psi)^{s+1}}}$$

for all  $t \geq 0$ .

*Entrepreneurs’ production and investment* Appendix A.1 shows that profit maximization by entrepreneurs when setting the prices of intermediate goods implies that the real wage  $W_t/P_t$  is a constant  $w^*$  such that:

$$w^* = \frac{\alpha(\epsilon - 1)}{\epsilon} = \alpha(1 - \mu), \tag{6}$$

where

$$\mu \equiv \frac{1}{\epsilon}$$

is entrepreneurs’ mark-up—real profit per unit of output.

Entrepreneurs invest  $I_t = 0$  in their investment technology if  $r_t > \rho$ , and  $I_t = +\infty$  if  $r_t \leq \lambda\rho$ . For  $r_t \in (\lambda\rho, \rho)$  they invest  $I_t$  such that both their incentive-compatibility constraint and the participation constraint of households bind.<sup>10</sup> Incentive compatibility requires that they hold a stake larger than  $1 - \lambda$  in their projects, and so investment size  $I_t$  solves

<sup>10</sup> Appendix A.1 details the solution to this standard optimal-contracting problem.



$$\frac{\lambda\rho I_t}{r_t} = I_t - (\mu Y_t - f), \tag{7}$$

where  $Y = \alpha L_t$  is entrepreneurs' output. Condition (7) states that the funds  $I_t - (\mu Y_t - f)$  borrowed from households by entrepreneurs—equal to total investment  $I_t$  minus entrepreneurs' own resources  $\mu Y_t - f$ —must be equal to the pledgeable part of the investment's payoff  $\lambda\rho I_t$  discounted at  $r_t$ .

*Bond-market clearing* Bond-market clearing then yields the real rate  $r_t$ . The central bank has a zero-net supply of bonds. The net bond demand of the private sector is equal to households and entrepreneurs' savings net of their investment in entrepreneurs' storage technology.<sup>11</sup> The private sector's savings are simple functions of the real rate  $r_t$ . Combining (4), (5), and (6) implies that households' real savings are

$$\frac{B_t}{P_t} = w^* L_t - C_t^Y = \delta \frac{1 - \mu}{\mu} r_t - \phi(\beta r_t)$$

and entrepreneurs' real profit from production is

$$\mu Y_t - f = \delta r_t - f, \tag{8}$$

where

$$\delta \equiv \frac{\alpha^2 \beta}{\gamma} \mu (1 - \mu), \phi \equiv (u')^{-1}.$$

This implies that private savings as a function of  $r$  are

$$S(r) \equiv \frac{\delta}{\mu} r - \phi(\beta r) - f.$$

Injecting (8) in (7) yields in turn investment as a function  $I(r)$  of  $r$  over  $(\lambda\rho, \rho)$ :

$$I(r) \equiv \frac{(\delta r - f)r}{r - \lambda\rho}.$$

This implies that the equilibrium real rate is a constant  $r^*$  defined as follows:

1. If the (unique) solution  $r^*$  to  $S(r) = 0$  is such that  $r^* > \rho$  then it is the real rate,  $I = 0$ , and entrepreneurs lend their profits to households. Households' endowment when old  $e$  is supposed to be sufficiently large to back these loans.
2. Otherwise, if  $I(\rho) > S(\rho)$ , then  $r^* = \rho$  and  $I \in [0, I(\rho)]$  is such that  $I = \delta\rho/\mu - \phi(\beta\rho) - f$ .
3. Otherwise,  $r^* \in (\rho\lambda, \rho)$ , and the real rate  $r^*$  is the unique solution to  $I(r) = S(r)$ , or

$$\frac{(\delta r - f)r}{r - \lambda\rho} = \frac{\delta}{\mu} r - \phi(\beta r) - f. \tag{9}$$

That the real wage  $w^*$  and interest rate  $r^*$  are time-invariant implies that so are all real variables  $C^Y, C^O, L, Y$ , and that inflation is also a constant

<sup>11</sup> I posit that entrepreneurs issue nominal bonds that are thus perfect substitutes to that issued (in zero supply) by the monetary authority. Given the perfect-foresight environment, the analysis would be similar if entrepreneurs issued real bonds instead.

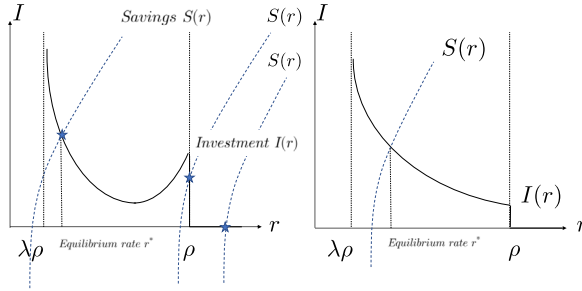


Fig. 1. Investment and interest rate in the non-bubbly equilibrium.

$$\Pi^* \equiv \left(\frac{r^*}{k}\right)^{\frac{1}{\psi}}.$$

Fig. 1 depicts in the plane  $(r, I)$  the graphs of  $I(r)$  and  $S(r)$  and their intersections at the equilibrium real rate. The function  $I(r)$  may be either decreasing, or decreasing then increasing depending on parameter values. Fig. 1 depicts both cases.<sup>12</sup> The reason is that two forces compete in shaping entrepreneurs’ investment capacity  $I(r)$ . This capacity is driven both by their net worth  $\delta r - f$  and by the leverage ratio  $r/(r - \lambda\rho)$  that applies to it. As  $r$  increases, so does their net worth. An increase in  $r$  also negatively affects their leverage ratio as they can finance with external funds a fraction at most equal to  $\lambda\rho/r$ , decreasing in  $r$ , of the proceeds from investment. The net-worth effect may prevail for sufficiently high rates because the leverage effect is marginally decreasing as  $r$  increases.

*Relationship to Farhi and Tirole (2012a)* Farhi and Tirole (2012a) exhibit the same tension between a negative leverage effect and a positive net-worth effect of an increase in the interest rate on the demand for funds of constrained entrepreneurs. In their setup, entrepreneurs’ net worth increases with respect to the interest rate because they must by assumption store their exogenous endowment at this rate before coming across an investment opportunity. Here entrepreneurs’ endogenous endowment simply increases with respect to the interest rate because a higher rate spurs labor supply by young households enjoying a higher return on saved earnings.

*Equilibrium existence* The above analysis shows that there is at most one non-bubbly equilibrium with full price adjustment, and characterizes it when it exists, which is obviously so in the flexible case  $f = 0$ . Appendix A.1 establishes the condition under which this equilibrium exists, as stated in the following proposition. Let  $r^{*,0}$  denote the equilibrium real interest rate in the flexible case in which  $f = 0$ .

**Proposition 1** (Non-bubbly equilibrium with full price adjustment). *The equilibrium exists if and only if*

$$f \leq \delta r^* \left[ 1 - \frac{(\Pi^*)^{\frac{1-\mu}{\mu}}}{\mu} [1 - (1 - \mu)\Pi^*]^+ \right], \tag{10}$$

<sup>12</sup> It increases after some threshold interest rate if, for example, the pledgeable fraction of investment  $\lambda$  is sufficiently small *ceteris paribus*. Appendix A.1 shows that  $S$  and  $I$  have a unique intersection either way.

with  $\Pi^* = (r^*/k)^{1/\psi}$ . In particular, if  $r^{*,0} > k$ , there exists  $\bar{f} > 0$  such that (10) holds if and only if  $f \leq \bar{f}$ .

When it exists, the equilibrium is as follows. If  $r^* < \rho$ , investment is constrained. If  $r^* > \rho$ , entrepreneurs lend to households rather than invest. It may also be that  $r^* = \rho$  and investment is not constrained. Output  $\alpha L = \delta/\mu r^*$ , interest rate  $r^*$ , and investment  $I$  increase with respect to  $\lambda$  other things being equal.

**Proof.** See Appendix A.1.  $\square$

Throughout the paper, I deem “output” the proceeds  $\alpha L$  from applying labor  $L$  to entrepreneurs’ production technology. To be sure, the total date- $t$  GDP in this economy—consumption by all agents plus investment—is equal to  $\alpha L_t + \rho I_{t-1}$ . It also increases with respect to  $\lambda$  from the proposition. As the pledgeability  $\lambda$  of entrepreneurs’ ventures decreases, this reduces their ability to lever up their net wealth, which both reduces their investment capacity and raises the price of storage vehicles (depresses the interest rate) as the supply of such vehicles by entrepreneurs shrinks. Lower returns on savings in turn reduce life-long returns from supplying labor which depresses output.

The right-hand side of condition (10) is equal to 0 for  $\Pi^* = 1$  and so the equilibrium exists only if  $f = 0$  in this case: In the absence of inflation, there is no point adjusting prices in this perfect-foresight model. Since  $r^*$  and thus  $\Pi^* = (r^*/k)^{1/\psi}$  depend on  $f$ , condition (10) does not explicitly define the sets of menu costs for which the equilibrium exists. If, however,  $r^{*,0} > k$ , then this set is of the form  $[0, \bar{f}]$  holding all other parameters fixed.

*Do reasonable values of  $k$  warrant the existence of this equilibrium with full price adjustment?* As already mentioned, the Taylor-rule parameter  $k$  could be interpreted as resulting from the choice of respective targets  $\hat{r}$  and  $\hat{\Pi}$  for the real rate and inflation, respectively, by the monetary authority, so that  $k = \hat{r}/(\hat{\Pi})^{1+\psi}$ . There are two (at least qualitatively) plausible sets of values for such  $\hat{r}$  and  $\hat{\Pi}$  for which the fully adjusting equilibrium exists when the menu cost  $f$  is strictly positive but sufficiently small other things being equal. First, it can be the case that monetary policy targets the actual flexible-equilibrium real rate— $\hat{r} = r^*$ , and has a strictly positive inflation target. Such a strictly positive inflation target is clearly in line with actual monetary policies. To be sure, there is however no case for a non-zero inflation target in this model, and very little more generally in modern models of monetary transmission (see Schmitt-Grohé and Uribe (2010) for a survey on this question). Coibion et al. (2012) find an optimal strictly positive (yet small) inflation target in the presence of a zero lower bound. Incorporating this ingredient here (or presumably any other benefit from a positive target) would require to stray away from a perfect-foresight model.

The other situation in which the equilibrium with full price adjustment can be sustained is that in which the inflation target is equal to one but in which the rule targets a real rate  $k$  strictly smaller than the equilibrium rate  $r^*$ . This is a plausible target in light of the results below that given such a rule, not only this fully adjusting equilibrium but also equilibria with lower inflation and real rates may be sustained. It is thus reasonable that the policy target for the real rate be smaller than the highest value  $r^*$  that can be generated across equilibria. Section 3.1 will actually exhibit a sunspot equilibrium with stochastic regime changes leading to sunspot fluctuations of the real rate and realized inflation. The monetary authority facing data generated for example by this equilibrium would presumably set a target real rate below the upper bound of the observa-

tions,  $r^*$ . Yet if the private sector coordinates on full price adjustment, the actual real rate would be  $r^*$  and this lower target would generate inflation  $\Pi^*$ .

In sum, both an inflation target sufficiently large and a real-rate target smaller than  $r^*$  help sustain the flexible equilibrium. The former condition is realistic but can only be justified outside this very simple model, whereas the latter arises more naturally as a natural consequence from the multiplicity of equilibria.

### 2.2. “Natural” bubbles

This section discusses bubbles in equilibria with full price adjustment. Its goal is not to exhaustively describe such bubbly equilibria. It rather seeks to illustrate some properties of bubbles when prices fully adjust that stand in stark contrast with the properties of bubbles in the presence of price rigidity studied below in Section 3.

Suppose that there exists a fully adjusting non-bubbly equilibrium such that  $r^* < 1$ . There clearly exist parameters such that this is the case provided  $\lambda\rho < 1$ . Define

$$B = S(1) - I(1).$$

$B > 0$  since  $I(r^*) = S(r^*)$  and  $r^* < 1$ .

**Proposition 2.** (Natural bubbles, inflation, and investment)

- For every  $b \in (0, B]$  there exists a bubbly equilibrium with full price adjustment whereby households trade a bubble with date-0 value  $b$ .
- These bubbly equilibria display at each date a higher inflation than the non-bubbly one, increasing in  $b$ .
- Households’ utility is higher in the presence of these bubbles at each date whereas that of entrepreneurs may or may not be higher.

**Proof.** See Appendix A.2.  $\square$

The remainder of the paper deems “natural” these bubbles that arise in the presence of full price adjustment when the interest rate  $r^*$  is smaller than one, as opposed to the policy-induced bubbles studied in Section 3 that will grow when prices are rigid.

The reason inflation increases in the initial bubble value  $b$  is simply that the date- $t$  real rate  $r_t$  increases in  $b$  for all  $t$ , and so the Taylor rule (1) is all the more accommodative because  $b$  is larger. That  $r_t$  increases in  $b$  is in turn because the date- $t$  bubble value  $b_t$  also increases in  $b$ . Equilibrium in the date- $t$  capital market  $I(r_t) = S(r_t) - b_t$  reads

$$\frac{(\delta r_t - f)r_t}{r_t - \lambda\rho} = \frac{\delta}{\mu}r_t - \phi(\beta r_t) - f - b_t. \tag{11}$$

The right-hand side of (11) crosses the left-hand side from below at their intersection, and so a higher value of  $b_t$  implies a higher value of  $r_t$ .

To simply illustrate these results, consider the bubbly steady state: the (unique) situation in which the bubble of constant size  $B$  is first sold by old households at date 0 and then perpetually refinanced at a unit interest rate. The right-hand panel in Fig. 2 shows bubble size  $B$  as the wedge between savings and investment at  $r = 1$ .

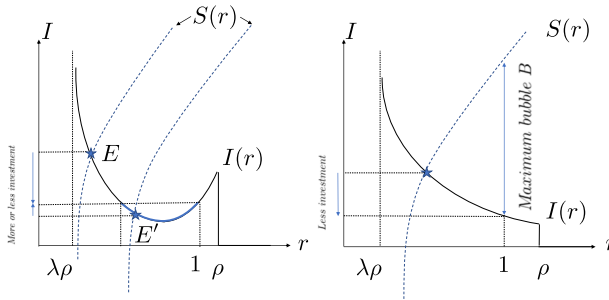


Fig. 2. Investment in the bubbly steady state.

Comparing investment at bubbly and non-bubbly steady states, Fig. 2 shows that the rise of the bubble always crowds investment out when  $I(r)$  is decreasing but may crowd it in when it has an increasing portion.<sup>13</sup> The intuition is simply that the increase in interest rate caused by the bubble has a negative impact on entrepreneurs’ leverage ratio that may or may not offset the increase in their own resources. The proof of Proposition 2 shows that when it occurs, this increase in investment may more than offset that of the interest rate, thereby leading to an increase in entrepreneurs’ utility.

The important results in this section are that the natural bubbles described in Proposition 2 can be permanently good for investment and for entrepreneurs’ welfare, and that their size is positively correlated with inflation across equilibria.

### 3. Equilibria with price rigidity

This section studies equilibria in which prices do not fully adjust at all dates. Section 3.1 first studies the (unique) non-bubbly equilibrium in which prices are fixed. To be sure, this equilibrium, despite being theoretically sustainable for  $f$  sufficiently large, has no practical relevance. Many ingredients missing in this model (entry, exit, new products, aggregation and dissemination of private information) would lead to price flexibility in the longer run. Yet the fixed-price equilibrium is a useful technical stepping stone towards more plausible equilibria in which prices ultimately adjust and monetary policy is neutral in the long-run. Section 3.2 studies such more realistic forms of price rigidity. Section 3.3 studies bubbles in these rigid-price environments.

#### 3.1. Fixed-price equilibrium

If  $f$  is sufficiently large other things being equal, then clearly entrepreneurs never adjust their prices. This section posits that this is the case, and characterizes the resulting (non-bubbly) fixed-price equilibrium. Suppose thus that for all  $i \in [0, 1]$  and  $t \geq 0$ ,  $P_t^i = P_t = P_{t-1}$  and  $\Pi_t = 1$ . The equilibrium must then be as follows.

*Optimal supply of labor and savings by households* Denoting  $W_t$  the nominal wage, each date- $t$  household selects a nominal investment in bonds  $B_t$  and a labor supply  $L_t$  that solve:

<sup>13</sup> The left-hand panel in Fig. 2 illustrates crowding out when the non-bubbly steady state is at  $E$  and crowding in when it is at  $E'$ .

$$\max_{B_t, L_t} u(C_t^Y) + \beta C_t^O - \frac{\gamma L_t^2}{2}$$

s.t.

$$\begin{aligned} P_{-1}C_t^Y + B_t &\leq W_t L_t, \\ P_{-1}C_t^O &\leq R_t B_t + P_{-1}e, \\ C_t^Y, C_t^O, L_t &\geq 0, \end{aligned}$$

Optimal labor supply yields

$$W_t u'(C_t^Y) = \gamma P_{-1} L_t, \tag{12}$$

and optimal bond investment yields

$$u'(C_t^Y) = \beta R_t \frac{P_{-1}}{P_{-1}} = \beta R_t. \tag{13}$$

*Determination of the real rate* Given that  $\Pi_t = 1$ , the Fisher equation (13) combined with the Taylor rule (1) yields for all  $t \geq 0$

$$\frac{u'(C_t^Y)}{\beta} = R_t = k,$$

which pins down the time-invariant real rate  $u'(C^Y)/\beta$  as equal to  $k$ .

*Optimal investment by entrepreneurs* For brevity, I restrict the analysis to the case in which  $k < \rho$ . In this case, entrepreneurs borrow up to their constraint:

$$I_t = \frac{(\alpha - w_t)L_t k}{k - \rho\lambda}. \tag{14}$$

The zero bond supply of the central bank implies that investment must be equal to households and entrepreneurs' savings for the bond market to clear:

$$w_t L_t - C^Y + (\alpha - w_t)L_t = I_t. \tag{15}$$

Households' consumption when young  $C^Y$ , labor supply  $L_t$ , investment  $I_t$ , and the real wage  $w_t = W_t/P_{-1}$  thus obey four equations {(12); (13); (14); (15)}. The proof of Proposition 3 below shows that this system admits a unique time-invariant solution.

To show that this defines a fixed-price equilibrium, it remains to prove that entrepreneurs are willing to accommodate demand at these fixed prices. The proof of Proposition 3 shows that this is so if  $k > \underline{r}$ , where

$$\underline{r} \equiv \max \left\{ \lambda\rho; \inf \left\{ x \mid \frac{\alpha^2 \beta x}{\gamma} \geq \phi(\beta x) \right\} \right\}.$$

**Proposition 3.** (Non-bubbly equilibrium with fixed prices) Suppose  $k \in (\underline{r}, \rho)$ . If  $f$  is sufficiently large, there exists a unique non-bubbly equilibrium with fixed prices. The real rate is equal to  $k$ .

The real quantities  $(C^Y, L, I, w, k)$  that fully characterize the equilibrium are identical to the ones that would obtain in the equilibrium of a flexible-price economy ( $f = 0$ ) with the same parameters  $(\alpha, \rho, \lambda, \beta, \gamma, u(\cdot))$ , and a different value of  $\mu = 1/\epsilon$ .

**Proof.** See Appendix A.3. □

Proposition 3 states that the real block of the fixed-price equilibrium is formally identical to that of a fully flexible economy ( $f = 0$ ), in which the other real parameters are identical to that of the fixed-price one except for  $\mu = 1/\epsilon$ . The remainder of the paper denotes  $\mu(k)$  the implicit markup associated this way with  $k$ .

To see this result, notice that when deriving the real block of the fixed-price equilibrium relative to the fully-adjusting one, one first-order condition is missing—profit maximization by entrepreneurs. The derivation of the fully-adjusting equilibrium in Section 2.1 showed that this profit-maximization yielded the real wage  $w = \alpha(1 - \mu)$ . In the fixed-price equilibrium, this first-order condition is missing but monetary policy  $k$  yields the real rate. This real rate and the other conditions above determine in turn the fixed-price-equilibrium real wage. The implicit markup  $\mu(k)$  is simply such that this real wage is equal to  $\alpha(1 - \mu(k))$ .

In particular, the fictitious flexible economy with markup  $\mu(k)$  satisfies the same capital-market clearing equation as (9):

$$\frac{\delta(\mu(k))k^2}{k - \lambda\rho} = \frac{\delta(\mu(k))k}{\mu(k)} - \phi(\beta k), \tag{16}$$

where  $\delta(x) = \alpha^2\beta x(1 - x)/\gamma$  is increasing over  $(0, 1/2]$  whereas  $\delta(x)/x$  is decreasing. The left-hand side of (16) is entrepreneurs' investment and the right-hand one is aggregate savings.

### 3.2. Rigid prices

That this fixed-price equilibrium exists if it is sufficiently costly to adjust prices is neither surprising nor interesting. The following proposition offers conditions under which, much more interestingly, equilibria featuring various forms and severity of price rigidity can be sustained.

**Proposition 4. (Multiple equilibria)** Suppose that  $k \in (\underline{r}, \rho)$  and

$$k \left[ \left( \frac{1 - \mu}{1 - \mu(k)} \right)^{\frac{1-2\mu}{\mu}} - \frac{\mu(k)(1 - \mu(k))}{\mu(1 - \mu)} \right] < \frac{f}{\delta} < r^* \left[ 1 - \frac{(\Pi^*)^{\frac{1-\mu}{\mu}}}{\mu} [1 - (1 - \mu)\Pi^*]^+ \right]. \tag{17}$$

Both the fully adjusting equilibrium in Proposition 1 and the fixed-price equilibrium in Proposition 3 exist. There also exist other equilibria, including the following.

- **Equilibria with staggered price adjustment.** There exists  $x \in (0, 1)$  and an initial distribution of prices such that there exists a steady state in which a fraction  $x$  of entrepreneurs adjust their prices at each date. The real rate and inflation rate are both in between their values in the fully adjusting and fixed price equilibria.
- **Equilibria with almost sure long-run neutrality of monetary policy.** There exists  $\bar{p} \in (0, 1]$  such that for every  $p \in [0, \bar{p}]$ , there exists an equilibrium in which the economy starts out with fixed prices and snaps back to fully-adjusting prices forever with probability  $p$  at each date.

**Proof.** See Appendix A.4. □

Proposition 4 offers two interesting insights. First, it states conditions under which multiple equilibria can be sustained. The steady state with staggered price adjustments is similar to that in Caplin and Spulber (1987). In this equilibrium, at each date, the population of entrepreneurs that has not updated its price since  $\lfloor 1/x \rfloor + 1$  dates does it, and a mass  $x - 1/(\lfloor 1/x \rfloor + 1)$  of the population that has done it exactly  $\lfloor 1/x \rfloor$  dates ago does it, where  $\lfloor 1/x \rfloor$  is the integer part of  $1/x$ . The rest of the population does not adjust its price. Notice that for the economy to be in this steady state from date 0 on, it must start out with the steady-state distribution of prices instead of the degenerate one assumed in the paper for simplicity.

Interestingly, in the cross section of the three perfect-foresight steady states described in the proposition—fully adjusted, staggered, and fixed prices—as the frequency of price adjustments decreases, so do the level of inflation and the real rate of interest, whereas the wage increases, even though all equilibria correspond to the same economic fundamentals and to the same monetary policy. The broad intuition is as follows. The Euler equation and the Taylor rule must give two consistent values of the nominal rate, so that a real rate  $r'$  can be part of a steady state only if

$$\frac{\Pi_{t+1}}{\Pi_t} = \frac{k}{r'} \Pi_t^\psi,$$

and  $\Pi_t = \Pi' = (r'/k)^{1/\psi}$  for all  $t$  is the only non-exploding path. Thus the Taylor rule imposes this correlation between real rate and inflation across equilibria. That the equilibria with lower inflation correspond to more price rigidity then follows from the fact that it is all the more valuable to adjust one's price because inflation is high and one's relative price gets far from optimal.

*Equilibria with long-run neutrality of monetary policy* The stochastic equilibria classically show that the forces leading to multiple perfect-foresight equilibria can also lead to a purely endogenous form of uncertainty in equilibrium. The reason there is an upper bound, possibly equal to one, on the probability that the economy switches to the fully adjusting equilibrium is as follows. During the rigid-price phase of the equilibrium, the expected real return on nominal bonds is

$$r^p \equiv k \left[ (1 - p) + \frac{p}{\Pi^*} \right]$$

because inflation  $\Pi^*$  occurs next date with probability  $p$ . One needs to ensure that the conditions in Proposition 4 ensuring the existence of the fixed-price equilibrium hold for  $r^p$ . Whereas this may be true for all values of  $p$  for some parameter values, this holds in general only if  $r^p$  is sufficiently close to  $k$ , which sufficiently small values of  $p$  warrant.

These equilibria exhibit temporary rigidity despite almost sure long-run neutrality of monetary policy. They are the ones in which Section 3.3 below studies the rise of temporary policy-induced bubbles.

*Can the monetary authority select equilibria?* In the presence of a fixed price-setting cost, the monetary authority does not pin down a unique equilibrium by committing to a baseline interest-feedback rule. This raises the question whether it can select or equivalently eliminate equilibria by committing to a more sophisticated rule. I conjecture it does. Suppose for example that the monetary authority perfectly observes not only the realized inflation at each date but also the fraction of entrepreneurs who pay the menu cost. It can then make its rule contingent on this latter variable as well. This entails that it can eliminate equilibria with a given degree of price flexibility by making sure that they are not sustainable given the rule. For example, a



contingent rule ensuring that  $\Pi^* = 1$  in the fully-adjusting equilibrium destroys this equilibrium because adjusting prices cannot be optimal in equilibrium in this case. Similarly, the fixed-price equilibrium can be eliminated by committing to a  $k$  such that the left-hand inequality in (17) cannot be satisfied when entrepreneurs do not adjust prices. A full-fledged study of such more sophisticated rules is an interesting route for future research. A fair assessment of their merits should in particular take into account that their inputs can only be observed with noise in practice, thereby leading to policy mistakes.

### 3.3. Policy-induced bubbles

This section studies the existence and properties of bubbles induced by monetary policy. Accordingly, it restricts the analysis to situations in which natural bubbles cannot be sustained because  $r^* \geq 1$ . Furthermore, I introduce bubbles in the stochastic equilibria described in Proposition 4 in which monetary policy is neutral in the long run because with some probability at each date, entrepreneurs coordinate on adjusting prices going forward. This restriction to equilibria such that  $r^* \geq 1$  and with long-run neutrality makes it clear that the policy-induced bubbles studied in this section owe their existence exclusively to the (almost surely) temporary impact of monetary policy on the real rate.

Subsection 3.3.1 first studies bubbly equilibria in which, from  $t = 0$  on, the same bubble is sold by old date- $t$  households to young date- $t$  households until it bursts when prices start adjusting. This rollover of a legacy bubble is the typical situation studied in the literature on rational bubbles. This is also the one on which Farhi and Tirole (2012a) focus their analysis. Borrowing from Martin and Ventura (2012), I deem these situations in which new bubbles are never issued ones of “old bubbles”. Subsection 3.3.2 then studies more general bubbly equilibria, among them those in which young entrepreneurs may sell new bubbles before the economy switches to fully-adjusting prices, a situation that I deem one of “new bubbles” following Martin and Ventura (2012) again.

#### 3.3.1. Old bubbles

The following proposition shows how policy-induced bubbles can rise even when the economy almost surely reverts to a high interest rate and fully adjusting prices, and discusses some of their properties.

**Proposition 5.** (Existence and properties of policy-induced bubbles) *Suppose that the conditions in Proposition 4 are satisfied, and that  $k < 1 \leq r^*$ . There exists  $\hat{p} \in (0, \bar{p})$  such that for all  $p \in [0, \hat{p}]$ , one can construct the following bubbly equilibria:*

- *The economy starts out with fixed prices. It snaps back to fully adjusting prices forever with probability  $p$  at each date;*
- *A bubble  $b_0$  is sold by date-0 old households and rolled over until prices fully adjust, at which time it bursts;*
- *Expected output and households’ utility at every date before the bubble bursts are strictly increasing in  $b_0$  across equilibria, whereas investment and entrepreneurs’ expected utility are strictly decreasing in  $b_0$ .*

**Proof.** See Appendix A.5.  $\square$

Comparing these equilibria with the bubbly steady state in the fully adjusting equilibrium in Section 2.2 shows two major differences between natural and policy-induced bubbles:

1. Natural bubbles raise the interest rate, the more so the larger they are, whereas policy-induced bubbles do not affect it since the monetary authority controls it. Policy-induced bubbles thus earn low returns themselves.<sup>14</sup>
2. Whereas natural bubbles may be either perpetual substitute or complement to investment, and either good or bad for entrepreneurs (Proposition 2), a policy-induced bubble, once issued, always crowds out investment and reduces entrepreneurs' utility until it bursts.

A useful way to compare natural and policy-induced bubbles consists in studying their respective impacts on prices and quantities in the capital market. Consider first natural bubbles. Equilibrium in the capital market in the fully adjusting non-bubbly equilibrium is given by (9):

$$\frac{(\delta(\mu)r^* - f)r^*}{r^* - \lambda\rho} = \frac{\delta(\mu)r^*}{\mu} - \phi(\beta r^*) - f. \tag{18}$$

Again, the left-hand side of (18) is entrepreneurs' investment and the right-hand one is aggregate savings. The presence of a natural bubble  $b$  leaves  $\mu$  of course unchanged but affects the equilibrium interest rate, which jumps to a value  $1 \geq r' > r$  that solves (11):

$$\frac{(\delta(\mu)r' - f)r'}{r' - \lambda\rho} = \frac{\delta(\mu)r'}{\mu} - \phi(\beta r') - b - f.$$

As seen in Section 2, labor and capital shares both increase in the presence of a bubble. Investment may or may not increase depending on whether the leverage effect more than offsets this. This impact of a bubble  $b$  on capital markets with adjusting prices is depicted on the right-hand panel of Fig. 3. The bubble shifts the aggregate savings curve  $S$  downwards, leaving the investment curve  $I$  unchanged. As a result, their intersection shifts to  $r' > r^*$ .<sup>15</sup>

Consider then policy-induced bubbles. In a non-bubbly equilibrium in which prices start fixed and then switch forever to fully adjusting with probability  $p$ , capital-market equilibrium during the fixed-price phase is similar to (16) with  $k$  replaced by the expected real rate  $r^p = k(1 - p + p/\Pi^*)$ :

$$\frac{\delta(\mu(r^p))(r^p)^2}{r^p - \lambda\rho} = \frac{\delta(\mu(r^p))r^p}{\mu(r^p)} - \phi(\beta r^p).$$

Unlike in the adjusting-price case, the (temporary) presence of a bubble  $b$  now leaves the interest rate  $r^p$  unchanged. The proof of Proposition 5 shows that the real block of an equilibrium with an old bubble  $b$  at some date  $t$  is isomorphic to that of an adjusting-price economy with a natural bubble  $b$ , identical parameters  $(\alpha, \rho, \lambda, \beta, \gamma, u(\cdot))$ , and a markup  $\mu^b < \mu(r^p)$  and decreasing in  $b$ :

$$\frac{\delta(\mu^b)(r^p)^2}{r^p - \lambda\rho} = \frac{\delta(\mu^b)r^p}{\mu^b} - \phi(\beta r^p) - b.$$

<sup>14</sup> To be sure, in setups in which capital does not fully depreciate, e.g., in Martin and Ventura (2012), natural bubbles may also be associated with low rates if they lead to sufficient capital accumulation. Yet I do not see that natural bubbles can be associated with both low rates and low investment as the policy-induced ones here.

<sup>15</sup> The bubble is detrimental to investment in the particular case depicted in Fig. 3 but Fig. 2 displays situations in which a bubble spurs investment.

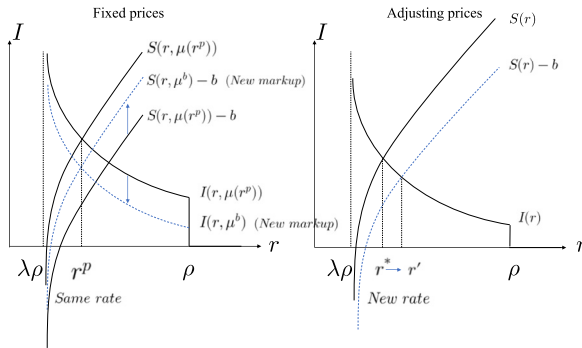


Fig. 3. Impact of bubbles on prices and quantities.

The left-hand panel in Fig. 3 illustrates the impact of a policy-induced bubble during the fixed-price phase of an equilibrium. Since the interest rate is fixed at  $r^P$ , the response to a bubble  $b$  is a decrease in markups from  $\mu(r^P)$  to  $\mu^b$  so that the savings curve shifts upwards, the investment curve downwards, and they still intersect at  $r^P$ .

The proof of Proposition 5 shows that this entails in turn that output and the labor share increase with a bubble  $b > 0$ , whereas the capital share and investment must be lower in the presence of the bubble than in its absence. Intuitively, it is possible to squeeze bubbles on top of investment projects only if households overall have more investable funds. This must come at a reduction in the capital share relative to the non-bubbly equilibrium. This reduction in entrepreneurs’ net wealth always negatively affects investment. In sum, a compact way of stating the difference between natural and policy-induced bubbles is that the former affect  $r$  whereas the latter act as if they were affecting  $\mu$ , and this shapes their respective impacts on the economy.

*Remarks*

*Monetary policy and asset prices* Notice that if these policy-induced stochastic bubbles were attached to a particular asset or asset class, they would amplify the impact of the variations of the interest rate on its valuation, as they burst right when the real rate increases.<sup>16</sup> Such monetary bubbles that magnify the effect of monetary policy on asset prices may contribute to the impact of the stance of monetary policy on asset valuation for which Bianchi et al. (2022) recently find empirical support.

*Policy-induced bubbles morphing into natural bubbles* Proposition 5 focuses on the case  $r^* \geq 1$  in which bubbles can only be policy-induced: Any bubble must burst when the economy permanently switches to full price adjustment. Policy-induced bubbles however exist as long as  $k < 1$ , regardless of the value of  $r^*$ . If  $r^* < 1$ , one can construct equilibria with a stochastic fixed-price phase followed by a permanent switch to fully adjusted prices in which the policy-induced bubble does not burst but is refinanced instead by a natural one. There would still be a shift in the values of real variables (interest rate and capital and labor shares) at the date at which the natural bubble takes over the policy-induced one given their different impacts on the economy.

<sup>16</sup> It would be straightforward to add a “tree” to which bubbles are attached, as in Tirole (1985).

3.3.2. *New bubbles*

Policy-induced bubbles can never boost investment once they have been issued because, unlike natural bubbles, they always reduce the profits that entrepreneurs can lever up. The case in which new policy-induced bubbles are issued by young entrepreneurs is different, however. Intuitively, these bubbles still drain profits out of entrepreneurs so that households can purchase them. Yet the proceeds from selling these bubbles boost entrepreneurs' investable funds and thus investment capacity. Such new bubbles issued by young entrepreneurs thus may boost investment upon issuance, as do that issued by the most efficient producers of capital goods in Martin and Ventura (2012). This section studies such policy-induced bubbles newly issued by young entrepreneurs during the fixed-price phase of an equilibrium with long-run neutrality.

Consider thus such an equilibrium in which initially fixed prices fully adjust going forward with probability  $p$  at each date. Conditionally on prices being fixed at date  $t$ , young entrepreneurs issue a fraction  $\omega_t \in [0, 1]$  of the total bubble  $b_t$  sold at date  $t$ . The fixed-price phase of the equilibrium is then characterized by a sequence  $(\omega_t, b_t, C_t^Y, L_t, w_t)_{t \in \mathbb{N}} \in ([0, +\infty)^5)^{\mathbb{N}}$  such that:

$$w_t u'(C_t^Y) = \gamma L_t, \tag{19}$$

$$u'(C_t^Y) = \beta r^p, \tag{20}$$

$$w_t \leq \alpha. \tag{21}$$

$$\alpha L_t - C_t^Y - (1 - \omega_t)b_t = \frac{[(\alpha - w_t)L_t + \omega_t b_t]r^p}{r^p - \rho\lambda}, \tag{22}$$

$$\omega_t \in [0, 1], (1 - p)(1 - \omega_{t+1})b_{t+1} \geq r^p b_t. \tag{23}$$

Conditions {(19); (20)} state that households optimally supply labor and capital, and (21) ensures that firms are willing to accommodate demand. Equilibrium in the capital market (22) now encodes that only a fraction  $1 - \omega_t$  of the savings that go into bubbles does not fund investment (left-hand side), and that a fraction  $\omega_t$  of them accrues to young entrepreneurs' net worth (right-hand side). Finally, the inequality in (23) states that the fraction  $1 - \omega_{t+1}$  of the date- $(t + 1)$  bubble  $b_{t+1}$  (issued with probability  $1 - p$ ) that does not correspond to new bubbles issued by date- $(t + 1)$  young entrepreneurs must pay for the sale of legacy bubbles  $b_t$ , and possibly for new bubbles issued by old agents. The following proposition offers sufficient conditions for positive and negative impacts of new bubbles on investment.

**Proposition 6.** (*New policy-induced bubbles and investment*)

During the fixed-price phase of an equilibrium characterized by {(19); (20); (21); (22); (23)}:

- Date- $t$  investment is smaller in the presence of the bubble if  $\omega_t \leq (1 - 2\mu(r^p))/[2(1 - \mu(r^p))]$ ;
- Date- $t$  investment is larger in the presence of the bubble if  $\omega_t \geq 1/2$ ;
- Otherwise, date- $t$  investment is larger in the presence of the bubble if  $b_t$  is below a threshold (that depends on  $\omega_t$ ).
- If  $r^p > 1/[2(1 - \mu(r^p))]$ , investment in this equilibrium cannot exceed that in the non-bubbly one at every date.

**Proof.** See Appendix A.6.  $\square$

Proposition 6 shows that a bubbly equilibrium can be associated with more investment than the non-bubbly one at a given date  $t$  if the fraction  $\omega_t$  of the total date- $t$  bubble corresponding to new bubbles issued by young entrepreneurs is at least 50%, or if it is at least  $(1 - 2\mu(r^P))/[2(1 - \mu(r^P))]$  and the total bubble is not too large.

Overall, the first three points in Proposition 6 imply that if a large policy-induced bubble has a large positive impact on investment at a given date, then it will become contractionary for investment soon after provided  $r^P$  has plausible values (i.e., is below but close to one) because it is not possible to repeatedly issue a new bubble sufficiently large to boost investment given such a rate  $r^P$  at which legacy bubbles are refinanced.

On a related note and more formally, the last point in Proposition 6 shows that even when allowing for arbitrary patterns of new bubbles, it is impossible that policy-induced bubbles boost investment at every date for plausible parameter values.<sup>17</sup> This contrasts with the case of natural bubbles, for which Section 2.2 exhibits a simple example of a bubble that is a perpetual complement to investment.

*Scope of the results on bubbles* In sum, policy-induced bubbles cannot be as favorable to investment as natural ones, even in the best cases in which young entrepreneurs can issue them. It is important to stress that in this environment, as in that set by Farhi and Tirole (2012a) and Martin and Ventura (2012), agents are short-lived, and in particular do not switch types over time. This presumably plays an important role in generating these stark results. Policy-induced bubbles could be more favorable to investment in an environment in which households could become entrepreneurs later on in their life, and lever up the accumulated savings from the higher wages that they earned in the presence of a bubble when young. An interesting route for future research consists in studying how the rise of a bubble—natural or policy-induced—affects the dynamics of investment over time in a more general model of wealth accumulation by entrepreneurs.

### 3.3.3. At the zero lower bound

Given the stated goal of exhibiting bubbles in an economy in which they could not be sustained in the absence of nominal rigidities, I have thus far deliberately introduced policy-induced bubbles in economies that rule bubbles out once prices fully adjust ( $k < 1 \leq r^*$ ). Yet the dominant view is that the equilibrium interest rate was dictated by a binding lower bound that exceeded the natural rate of interest in the years following the 2008 crisis. Accordingly, to address such situations, this section studies the opposite case in which the real rate when set by monetary policy is above the natural one because of a binding lower-bound constraint. Suppose thus that the monetary authority must keep the nominal rate above a lower bound  $\eta \in (0, 1]$ .

**Proposition 7.** *(At the lower bound, no price rigidity without monetary bubbles) Suppose parameters are such that  $r^*, k < \eta$ . Then there exists a range of menu costs  $f$  such that any fixed-price equilibrium features a monetary bubble.*

Proposition 7 exhibits an interesting feature of the economy at the zero lower bound: The feedback between policy-induced bubbles and price rigidity may now go in both directions. More precisely, policy-induced bubbles always need the economy to be at least temporarily in the fixed-price equilibrium to arise. Interestingly, when the official rate is kept above the natural one by a

<sup>17</sup> Condition  $r^P > 1/[2(1 - \mu(r^P))]$  holds as soon as the gross rate  $r^P$  exceeds 0.9 and the labor share in the fixed-price model  $1 - \mu(r^P)$  exceeds 56%.

lower-bound constraint, the causality may also go the other way: The fixed-price equilibrium is a sustainable outcome only in the presence of policy-induced bubbles.

The intuition is straightforward. When the lower-bound constraint binds, the rigid-price equilibrium, if sustainable, has the same real features as that of a flexible-price economy with a markup higher than the actual one  $\mu$  leading to a lower real wage. This is deflationary as it makes it tempting for each entrepreneur to set its price below the equilibrium value  $P_{-1}$ . The introduction of a bubble reduces this markup, setting it closer to  $\mu$  provided the bubble is not too large. Thus a policy-induced bubble by lifting the wage makes the status quo price closer to the profit-maximizing one. As a result, there exists a range of menu costs  $f$  such that optimizing prices is optimal in the absence of a bubble even when other firms do not adjust their prices, whereas it becomes suboptimal to do so in the presence of a bubble.

In sum, the situation in which  $r^* \geq 1 > k$  in Sections 3.3.1 and 3.3.2 is such that there cannot be bubbles when prices adjust, whereas that in which  $r^* < \eta \leq 1$  in this Section 3.3.3 is such that prices cannot be rigid in the absence of bubbles, introducing another source of incompatibility between high inflation expectations and bubbles across equilibria.

#### 4. Conclusion

The starting point of this paper is the insight in Ball and Romer (1991) that fixed menu costs may create multiple equilibria with varying price rigidity when prices are strategic complements. In their introduction, Ball and Romer highlight that their contribution integrates two important paradigms of Keynesian economics—multiple equilibria and nominal rigidities. This paper revisits this broad idea of self-justified nominal rigidities in an economy that features i) a standard interest-feedback rule, and ii) a combination of financial frictions and incompleteness (OLG) that paves the way to bubbles. This generates a multiplicity of equilibria across which the real interest rate, inflation, and price rigidity comove.

This enables me to rationalize the widespread narrative that an accommodative monetary policy may create not much else than froth in financial markets in the form of bubbles that crowd out investments with superior returns. Such bubbles as pure monetary phenomena have three interesting features. First, they are compatible with an environment of low expected returns and earn low expected returns themselves regardless of their size. Second, they burst when CPI inflation picks up. Finally, unlike natural bubbles that may be either good or bad for investment, such policy-induced bubbles once issued always hurt the most productive but constrained agents of the economy by diverting resources away from them.

An interesting feature of the model is that such policy-induced bubbles are not an ineluctable consequence of monetary easing. They coexist with alternative equilibria that display more standard nominal and real effects of monetary policy. On the other hand, my approach suffers from the same limited predictive and normative power as does any theory relying on equilibrium multiplicity. The multiplicity of bubbly (or not) equilibria given low real rates is inherently difficult to reduce. I conjecture that the multiplicity along price rigidity may lend itself to iterated-dominance treatments such as (dynamic versions of) global games. It would be interesting to compare the comovement of price rigidity with other economic fluctuations in such a model with that in models in which sufficient heterogeneity across agents warrants equilibrium uniqueness in the presence of menu costs. I leave this route for future research.

**Declaration of competing interest**

I have nothing to disclose.

**Data availability**

No data was used for the research described in the article.

**Appendix A**

*A.1. Proof of Proposition 1*

*Optimal expenditures across intermediate goods* Optimal spending of a given nominal income  $X$  across date- $t$  intermediate goods by a private agent (household or entrepreneur) reads:

$$\max_{(x_i)_{i \in [0,1]}} \left( \int_0^1 x_i^{1-\frac{1}{\epsilon}} di \right)^{\frac{\epsilon}{\epsilon-1}} \tag{A.1}$$

$$s.t. \int_0^1 P_t^i x_i di = X. \tag{A.2}$$

This yields a demand for good  $i \in [0, 1]$

$$x_i = x \left( \frac{P_t}{P_t^i} \right)^\epsilon, \tag{A.3}$$

where  $P_t = (\int_0^1 P_t^i^{1-\epsilon} di)^{1/1-\epsilon}$  and  $x = X/P_t$ .

*Optimal supply of labor and savings by households* Denoting  $W_t$  the nominal wage, each date- $t$  household selects a nominal investment in bonds  $B_t$  and a labor supply  $L_t$  that solve:

$$\max_{B_t, L_t} u(C_t^Y) + \beta C_t^O - \frac{\gamma L_t^2}{2} \tag{A.4}$$

s.t.

$$P_t C_t^Y + B_t \leq W_t L_t, \tag{A.5}$$

$$P_{t+1} C_t^O \leq R_t B_t + P_{t+1} e, \tag{A.6}$$

$$C_t^Y, C_t^O, L_t \geq 0, \tag{A.7}$$

where  $e$  is the household's exogenous endowment when old. Optimal labor supply yields

$$W_t u'(C_t^Y) = P_t \gamma L_t, \tag{A.8}$$

and optimal bond investment yields

$$P_{t+1} u'(C_t^Y) = \beta R_t P_t. \tag{A.9}$$

Thus the real rate  $r_t$  satisfies  $r_t = R_t P_t / P_{t+1} = u'(C_t^Y) / \beta$ .

*Optimal production by entrepreneurs* Given date- $t$  aggregate output  $Y_t$ , entrepreneur  $i \in [0, 1]$  posts the price  $P_i$  that solves

$$\max_{P_i} P_i Y_t^i - \frac{W_t Y_t^i}{\alpha}, \tag{A.10}$$

where  $Y_t^i = Y_t(P_i/P_t)^\epsilon$  from (A.3). The first-order condition and that  $P_i = P_t$  in equilibrium yields the real wage

$$\frac{W_t}{P_t} \equiv w^* = \alpha(1 - \mu), \tag{A.11}$$

where

$$\mu = \frac{1}{\epsilon} \tag{A.12}$$

is entrepreneurs' mark-up—real profit per unit of output. Together with (A.8) and (A.9), this yields an equilibrium output  $Y_t$  and labor supply  $L_t$

$$Y_t = \alpha L_t = \frac{\alpha^2 \beta (1 - \mu) r_t}{\gamma}, \tag{A.13}$$

and so entrepreneurs' real profit is

$$\mu Y_t = \frac{\alpha^2 \beta \mu (1 - \mu) r_t}{\gamma} - f = \delta r_t - f \tag{A.14}$$

and households save

$$B_t = W_t L_t - C_t^Y = P_t \left( \frac{\alpha^2 \beta (1 - \mu)^2 r_t}{\gamma} - (u')^{-1}(\beta r_t) \right) = P_t \left[ \frac{\delta (1 - \mu) r_t}{\mu} - \phi(\beta r_t) \right], \tag{A.15}$$

with the notations  $\delta$  and  $\phi(\cdot)$  introduced in the body of the paper.

*Optimal investment by entrepreneurs* Date- $t$  entrepreneurs choose the share  $a_t$  of the profit  $\mu Y_t - f$  that they invest in their technology with return  $\rho$ , the total investment size  $I_t$ , and a real stake in the proceeds  $R_{E,t}$  that solve

$$\max_{\{a_t, I_t, R_{E,t}\}} \{R_{E,t} + r_t(\mu Y_t - f - a_t)\} \tag{A.16}$$

s.t.

$$\rho I_t - R_{E,t} \geq r_t(I_t - a_t), \tag{A.17}$$

$$R_{E,t} \geq (1 - \lambda)\rho I_t, \tag{A.18}$$

$$a_t \in [0, \mu Y_t - f], \tag{A.19}$$

where (A.17) is the participation constraint of the households and (A.18) the incentive-compatibility constraint of the entrepreneurs. The former constraint can be rewritten as  $R_{E,t} - r_t a_t \leq (\rho - r_t)I_t$ , implying that  $I_t = a_t = R_{E,t} = 0$  if  $\rho < r_t$ . It also implies that if  $\rho > r_t$ , then entrepreneurs maximize  $I_t$ . Combining (A.18) and (A.17) yields  $(r_t - \lambda\rho)I_t \leq r_t a_t$ . Thus the program has no solution if  $r_t \leq \lambda\rho$ . Otherwise,  $a_t = \mu Y_t - f$ ,  $R_{E,t} = (1 - \lambda)\rho I_t$ , and



$$I_t = \frac{(\mu Y_t - f)r_t}{r_t - \lambda\rho}. \tag{A.20}$$

Finally, if  $\rho = r_t$ , then any  $I_t \in [0, (\mu Y_t - f)/[\rho(1 - \lambda)]]$  solves the program with any  $R_{E,t} = \rho a_t \geq (1 - \lambda)\rho I_t$ .

**Bond-market clearing** Bond-market clearing then yields the real rate  $r_t^*$ . The central bank has a zero-net supply of bonds. Entrepreneurs supply bonds worth their investment needs net of their net wealth, and households' demand is  $B_t/P_t$ . There are three possible outcomes for  $I_t$  depending on the position of  $r_t^*$  relative to  $\rho$ :

1.  $I_t = 0$  and entrepreneurs lend their profits to households so that  $B_t = -(\delta r_t^* - f)P_t$ , implying  $r_t^* = r^* = (\phi(\beta r^*) + f)\mu/\delta > \rho$ .
2.  $r_t^* = \rho$  and  $I_t \in [0, I(\rho)]$  is such that  $I_t = \delta\rho/\mu - \phi(\beta\rho) - f$ .
3.  $r_t^* \in (\rho\lambda, \rho)$ , and the external funds  $I_t - \mu Y_t + f$  raised by entrepreneurs are equal to the households' savings  $B_t/P_t$ , or

$$\frac{(\delta r^* - f)r^*}{r^* - \lambda\rho} - (\delta r^* - f) = \frac{\delta(1 - \mu)r^*}{\mu} - \phi(\beta r^*) \tag{A.21}$$

or

$$\frac{\delta(r^*)^2 - \lambda\rho f}{r^* - \lambda\rho} = \frac{\delta r^*}{\mu} - \phi(\beta r^*). \tag{A.22}$$

Notice in particular that this equation admits at most one solution because the LHS has a slope  $(\delta r(r - 2\lambda\rho) + f\lambda\rho)/(r - \lambda\rho)^2 < \delta$  from (3) whereas the RHS has a slope larger than  $\delta/\mu > \delta$ . Simple differentiation shows that  $I_t$  first decreases then possibly increases w.r.t. the interest rate in this range.

That the equilibrium interest rate  $r^*$  is time invariant implies that so are all real variables  $(C^Y, C^O, L, Y, I)$ .

**Determination of inflation** The Fisher equation (A.9) combined with the Taylor rule (1) yields for all  $t \geq 0$

$$r^* \Pi_{t+1} = R_t = k \Pi_t^{1+\psi}, \tag{A.23}$$

or

$$\frac{\Pi_{t+1}}{\Pi_t} = \frac{k}{r^*} \Pi_t^\psi. \tag{A.24}$$

The only price path that satisfies this and does not lead to exploding inflation rates is such that  $\Pi_t = \Pi^* \equiv (r^*/k)^{1/\psi}$  for all  $t \geq 0$ .

**Step 2. Optimality of adjusting the price** The flexible-price equilibrium can be sustained if entrepreneur  $i \in [0, 1]$  born at date  $t$  finds it preferable to optimize the price of the intermediate good  $P_t^i$  rather than leave it unchanged at  $P_{t-1}^i$  and save  $f$  when other agents adjust their prices:

$$\max_{P^i} \left\{ Y \left( \frac{P_t}{P^i} \right)^\epsilon \left( P^i - \frac{W_t}{\alpha} \right) \right\} - f P_t \geq Y \left( \frac{P_t}{P_{t-1}^i} \right)^\epsilon \left( P_{t-1}^i - \frac{W_t}{\alpha} \right)^+, \tag{A.25}$$

which can be rewritten after optimizing over  $P^i$ , and using  $P_t/P_{t-1} = \Pi^*$ ,  $W_t/P_t = w^* = \alpha(1 - \mu)$ , and  $\alpha\beta w r^* = \gamma Y$

$$f \leq \delta r^* \left[ 1 - \frac{(\Pi^*)^{1-\mu}}{\mu} [1 - (1 - \mu)\Pi^*]^+ \right]. \tag{A.26}$$

The right-hand side is strictly positive if and only if  $\Pi^* \neq 1$ , and increasing with respect to  $r^*$ , and with  $\Pi^*$  over  $[1, +\infty)$ . Since  $r^*$  and thus  $\Pi^*$  are decreasing in  $f$ , this implies that if  $(r^{*,0}/k)^{1/\psi} > 1$ , there exists a threshold  $\bar{f} > 0$  such that there exists a flexible-price equilibrium if and only if  $f \leq \bar{f}$ .

*Step 3. Comparative statics* The comparative statics w.r.t.  $\lambda$  directly result from the RHS of (A.22) being increasing in  $r$ , independent of  $\lambda$  whereas the LHS increases with respect to  $\lambda$  and its graph crosses that of the RHS from above.

A.2. Proof of Proposition 2

Suppose that a bubbly equilibrium with fully adjusting prices exists for a given  $b \geq 0$ . The date- $t$  real rate  $r_t$  and the bubble size  $b_t$  are recursively defined by

$$b_0 = b, \tag{A.27}$$

$$b_{t+1} = r_t b_t, \tag{A.28}$$

$$S(r_t) - I(r_t) = b_t. \tag{A.29}$$

This latter equation reads

$$\frac{(\delta r_t - f)r_t}{r_t - \lambda\rho} = \frac{\delta}{\mu} r_t - \phi(\beta r_t) - f - b_t, \tag{A.30}$$

and thus entails that  $r_t$  increases in  $b_t$  since the left-hand side always crosses the right-hand side from above as seen in the proof of Proposition 1. A simple recursion argument then implies that, assuming firms find it optimal to adjust their prices, bubbles of initial size  $b \in [0, S(1) - I(1)]$  can be sustained, and that at all  $t$ , both  $b_t$  and  $r_t$  increase in  $b$ .

Since the real rate  $r_t$  is for all  $t$  larger than  $r^*$  and increasing in  $b$ , inflation

$$\Pi_t = \prod_{s \geq 0} \left( \frac{r_{t+s}}{k} \right)^{\frac{1}{(1+\psi)^{s+1}}} \tag{A.31}$$

is also larger in the presence of a bubble and increasing in  $b$ , and so condition (10) is satisfied in the presence of a bubble if it is so without.

The only impact of bubbles on households' decision making is that they face a higher interest rate, which increases their utility from the application of the envelope theorem to their program (A.4).

If the bubble reduces investment, as is always the case when  $I(\cdot)$  is decreasing, then it reduces entrepreneurs' utility  $(\rho - r_t)I_t$  at each date since it also raises  $r_t$ . To construct an example in which, conversely, a bubble lifts entrepreneurs' utility at each date, suppose (for simplicity) that  $f = 0$ , and that  $r^* = 2\lambda\rho$ , that is,  $r^*$  corresponds to the minimum of  $I(\cdot)$ . In this case, entrepreneurs' utility is higher in the presence of a constant-size bubble  $B$  and a unit interest rate if and only if:

$$\frac{(\rho - 1)}{1 - \lambda\rho} \geq 4\rho^2(1 - 2\lambda)\lambda, \tag{A.32}$$

which holds if  $\lambda$  is sufficiently small all else equal.  $\lambda$  can always be taken sufficiently small as only the product  $\lambda\rho$  enters into the equilibrium characterization.

A.3. Proof of Proposition 3

There are three claims that are not established in the derivation of the equilibrium in the body of the paper.

1. Equations {(12); (13); (14); (15)} pin down a unique  $(C_t^Y, L_t, I_t, w_t)$ . Condition (13) yields  $C_t^Y$ . Condition (12) yields  $w_t$  as a function of  $L_t$ . Injecting it in (14) and (15) yields in turn

$$\frac{\gamma L_t^2}{\beta} - \alpha\rho\lambda L_t - \phi(\beta k)(k - \rho\lambda) = 0, \tag{A.33}$$

which has a unique positive solution in  $L_t$ , then  $w_t$  stems from (12) and  $I_t$  from (15).

2. Entrepreneurs are willing to accommodate demand. This is so if the real wage is such that  $w \leq \alpha$ , equivalently  $\gamma L/(\beta k) < \alpha$  from (12). This is true because the LHS of (A.33) is strictly positive for  $L = \alpha\beta k/\gamma$  since  $k > \underline{r}$ .

3. Monetary policy amounts to selecting the mark-up in the economy. In the adjusting-price equilibrium, the counterpart of equations {(12); (13); (14); (15)}, together with profit maximization yielding (6) ( $w^* = \alpha(1 - \mu)$ ), fully characterizes the real block of the model  $(C^Y, L, I, w^*, r^*)$ . In the fixed-price model, this latter equation is missing but the real rate  $k$  stems from monetary policy. Thus one can get the fixed-price outcome as the outcome of an economy without menu costs in which the mark-up is derived from the fixed-price equilibrium wage, or,  $\mu = 1 - w^*/\alpha$ .

A.4. Proof of Proposition 4

The proof has three blocks. First, it establishes the condition for equilibrium multiplicity (17). Then it shows the existence of an equilibrium with staggered price adjustment. Finally it constructs stochastic equilibria with almost sure long-run neutrality of monetary policy.

*Condition for equilibrium multiplicity* The rightmost inequality in (17) is simply (10) ensuring the existence of the fully adjusting equilibrium. The fixed-price equilibrium can be sustained if entrepreneur  $i \in [0, 1]$  born at date  $t$  finds it preferable to leave the price of good  $i$  unchanged at  $P_{t-1}^i = P_{-1}$  and save  $f$  to optimal pricing when other agents behave as described in Proposition 3. Formally, denoting respectively  $\hat{Y}$ ,  $\hat{W}$ , and  $\hat{w}$  the respective output, nominal and real wages in the fixed-price equilibrium, it must be that

$$\max_{P^i} \left\{ \hat{Y} \left( \frac{P_{-1}}{P^i} \right)^\epsilon \left( P^i - \frac{\hat{W}}{\alpha} \right) \right\} - f P_{-1} \leq \hat{Y} \left( P_{-1} - \frac{\hat{W}}{\alpha} \right), \tag{A.34}$$

which can be rewritten after optimizing over  $P^i$

$$f \geq \hat{Y} \left[ \mu \left[ \frac{\alpha(1 - \mu)}{\hat{w}} \right]^{\frac{1-\mu}{\mu}} + \frac{\hat{w}}{\alpha} - 1 \right]. \tag{A.35}$$

Using  $\hat{w} = \alpha(1 - \mu(k))$  and  $\hat{Y} = \alpha^2\beta(1 - \mu(k))k/\gamma$  then yields the left-hand side of (17).

*Equilibria with staggered price adjustment* For  $x \in [0, 1]$ , define  $(w^x, r^x, Y^x, \Pi^x)$  as the solution to

$$\alpha\beta w^x r^x = \gamma Y^x, \tag{A.36}$$

$$\frac{\left[ \left(1 - \frac{w^x}{\alpha}\right) Y^x - x f \right] r^x}{r^x - \lambda \rho} = Y^x - \phi(\beta r^x) - x f, \tag{A.37}$$

$$r^x = k(\Pi^x)^\psi, \tag{A.38}$$

$$\Pi^x = \left[ 1 - x + x \left[ \frac{w^x \Pi^x}{\alpha(1 - \mu)} \right]^{\frac{1-\mu}{\mu}} \right]^{\frac{\mu}{1-\mu}} \tag{A.39}$$

Together with a proper distribution of initial prices, these four equations correspond to a steady state in which a fraction  $x$  of firms adjust their prices at each date. The case  $x = 0$  corresponds to the fixed-price equilibrium and  $x = 1$  to the flexible price one. In particular, (A.39) computes inflation given that the fraction that adjusts optimally chooses a price  $P$  such that  $P/P_t = w^x / [\alpha(1 - \mu)]$ . Notice that this equation imposes that  $w^x$  be equal to  $\alpha(1 - \mu)$  when  $x = 1$ . These variables define indeed an equilibrium if each firm is indifferent between adjusting its price or not after  $\lfloor 1/x \rfloor$  dates. This means that  $x$  must solve:

$$\mu Y^x \left[ \frac{\alpha(1 - \mu)}{w^x} \right]^{\frac{1-\mu}{\mu}} - f = Y^x \left[ \frac{\alpha(1 - \mu)}{w^x} (\Pi^x)^{\frac{1}{x}} \right]^{\frac{1-\mu}{\mu}} \left[ 1 - (1 - \mu) (\Pi^x)^{\frac{1}{x}} \right]^+ \tag{A.40}$$

The left-hand side is larger than the right-hand one for  $x = 1$  by definition of the flexible-price equilibrium and smaller for  $x = 0$  by definition of the fixed-price one and so there is at least one solution by continuity.

*Equilibria with almost sure long-run neutrality of monetary policy* Let  $p \in (0, 1)$ . Consider a stochastic process  $(\tilde{\Omega}_t)_{t \geq 0}$  such that  $\Omega_0 = 1$ . At each subsequent date  $t \geq 1$ ,  $\tilde{\Omega}_t$  remains equal to 1 with probability  $1 - p$ , or snaps to 0 with probability  $p$ , in which case it stays equal to this value forever after. The realizations of  $\tilde{\Omega}_t$  are public information.

**Claim.** *If  $p$  is sufficiently small, there exists a sunspot equilibrium such that:*

- *As long as  $\tilde{\Omega}_t = 1$ , prices are rigid, the policy rate is  $k$ , the expected real rate  $k[1 - p + p/\Pi^*]$ .*
- *At the stopping time  $\tau$  such that  $\tilde{\Omega}_\tau = 0$ , prices fully adjust going forward, CPI inflation jumps to  $\Pi^*$  and then stays at this level forever, and the real rate becomes  $r^*$ .*

**Proof.** At the date  $\tau$  at which  $\Omega_\tau = 0$ , the economy can revert to the non-bubbly fully adjusting equilibrium as the situation is the same as that of the perfect-foresight model at date 0.

Consider now the stochastic phase before  $\Omega_\tau = 0$ . Entrepreneurs being risk neutral and workers being risk neutral when old, the expected interest rate drives their decisions as the deterministic one does in the perfect-foresight equilibrium. The only difference with perfect-foresight equilibria is that whether entrepreneurs issue nominal or real bonds is no longer immaterial. They now have a strict preference for issuing real bonds and do so. With fixed nominal bonds they would either have incentives to divert output when the price stays fixed or pledge too little

collateral conditionally on inflation picking up. Of course, the monetary authority keeps supplying zero nominal bonds at the nominal rate  $k$ .

For  $p$  sufficiently small, the expected interest rate  $k[1 - p + p/\Pi^*]$ , reflecting that the economy reverts to the flexible-price equilibrium with probability  $p$  next period, is sufficiently close to  $k$  that the conditions for a fixed-price equilibrium conditionally on  $\Omega_\tau = 1$  are satisfied by continuity as they are for  $k$ .

A.5. Proof of Proposition 5

Fix  $p \in (0, \bar{p})$ . Adding time dependence to the respective notations  $C^Y$ ,  $L$ , and  $w$  for young households' consumption and labor supply, and for the real wage respectively, a temporary fixed-price equilibrium with an old bubble with date- $t$  value  $b_t$  is given by a sequence  $(b_t, C_t^Y, L_t, w_t)_{t \in \mathbb{N}} \in ([0, +\infty)^4)^\mathbb{N}$  that satisfies:

$$w_t u'(C_t^Y) = \gamma L_t, \tag{A.41}$$

$$u'(C_t^Y) = \beta r^p, \tag{A.42}$$

$$\alpha L_t - C_t^Y - b_t = \frac{(\alpha - w_t)L_t r^p}{r^p - \rho \lambda}. \tag{A.43}$$

$$b_0 > 0, (1 - p)b_{t+1} = r^p b_t, \tag{A.44}$$

$$w_t \leq \alpha, \tag{A.45}$$

together with the condition ensuring that each entrepreneur prefers not to adjust the price. Conditions {(A.41); (A.42)} state that households optimally supply labor and capital. Condition (A.43) states that savings net of the bubble are equal to investment. Condition (A.44) states that the bubble exists and that households are willing to roll it over, and (A.45) ensures that firms are willing to accommodate demand.

The existence of a non-bubbly stochastic equilibrium with probability  $p$  of snapping back to full-price adjustment warrants that if  $p$  is taken sufficiently small that  $r^p/(1 - p) \leq 1$ , then for  $b_0$  sufficiently small the system {(A.41); (A.42); (A.43); (A.44); (A.45)} admits by continuity a unique solution. This solution is such that the date- $t$  real wage is of the form  $w_t = \alpha(1 - \mu^{b_t})$ , where  $\mu^{b_t}$  is the solution in  $x$  to

$$\frac{\delta(x)(r^p)^2}{r^p - \lambda \rho} = \frac{\delta(x)r^p}{x} - \phi(\beta r^p) - b_t, \tag{A.46}$$

where  $\delta(x) = \alpha^2 \beta x(1 - x)/\gamma$ . This solution is decreasing in  $b_t$  because the function  $\delta(x)$  is an increasing bijection over  $(0, 1/2]$ , whereas  $\delta(x)/x$  is decreasing.

The comparative statics then are a straightforward consequence from the fact that the shadow markup  $\mu^{b_t}$  is decreasing in the size of a bubble  $b_t$ . Output  $\delta(\mu^{b_t})r^p/\mu^{b_t}$  and wage  $\alpha(1 - \mu^{b_t})$  increase at every date in the size of the initial bubble  $b^0$  because so do the date- $t$  bubble and thus  $\mu^{b_t}$  decreases. The higher wage implies that households are better off at each date from the envelope theorem. The capital share  $\delta(\mu^{b_t})r^p$  decreases whereas the interest rate and thus the leverage ratio both remain unchanged, implying that entrepreneurs are worse off and investment smaller.

A.6. Proof of Proposition 6

If at a given date young entrepreneurs issue a fraction  $\omega$  of a total bubble  $b$ , the shadow markup  $\mu$  such that the capital market clears solves:

$$\frac{\alpha^2 \beta (r^P)^2 \mu (1 - \mu)}{\gamma (r^P - \lambda \rho)} + \frac{\omega b r^P}{r^P - \lambda \rho} = \frac{\alpha^2 \beta r^P (1 - \mu)}{\gamma} - \phi (\beta r^P) - (1 - \omega) b. \tag{A.47}$$

Using the market-clearing condition (A.47) to eliminate  $b$ , one obtains that holding  $\omega$  fixed, investment (e.g., the RHS of (A.47)) varies with  $\mu$  as does the function  $-(1 - \omega)\mu^2 - (2\omega - 1)\mu$ . Thus it decreases in  $\mu$  if  $\omega \geq 1/2$ , meaning that investment increases with respect to  $b$ . Similarly, investment increases in  $\mu$  if  $\omega \leq (1 - 2\mu(r^P))/[2(1 - \mu(r^P))]$  since  $\mu \leq \mu(r^P)$ . Otherwise investment increases then decreases in  $b$  holding  $\omega$  fixed.

Finally, condition (23) stating that old bubbles must be refinanced together with  $\omega_t > (1 - 2\mu(r^P))/[2(1 - \mu(r^P))]$  at all  $t$  implies explosive bubbles ( $b_{t+1}/b_t$  bounded away from 1) if  $r^P > 1/[2(1 - \mu(r^P))]$ , which cannot be.

A.7. Proof of Proposition 7

Suppose that  $f$  is such that the rigid-price equilibrium in Proposition 3 cannot be sustained at the zero lower bound  $\eta$ , or, from condition (17), that

$$\eta \left[ \left( \frac{1 - \mu}{1 - \mu(\eta)} \right)^{\frac{1-2\mu}{\mu}} - \frac{\mu(\eta)(1 - \mu(\eta))}{\mu(1 - \mu)} \right] \geq \frac{f}{\delta} \tag{A.48}$$

The left-hand side is strictly increasing in  $\mu(\eta)$  if  $\mu(\eta) > \mu$ . Thus, a monetary bubble, by pushing down the value of  $\mu(\eta)$ , can ensure that (A.48) no longer holds.

References

Aiyagari, S.R., 1994. Uninsured idiosyncratic risk and aggregate saving. *Q. J. Econ.* 109, 659–684.  
 Allen, F., Barlevy, G., Gale, D., 2022. Asset price booms and macroeconomic policy: a risk-shifting approach. *Am. Econ. J. Macroecon.* 14, 243–280.  
 Alvarez, F.E., Lippi, F., Paciello, L., 2011. Optimal price setting with observation and menu costs. *Q. J. Econ.* 126, 1909–1960.  
 Amador, M., Weill, P.-O., 2010. Learning from prices: public communication and welfare. *J. Polit. Econ.* 118, 866–907.  
 Aoki, K., Nakajima, T., Nikolov, K., 2014. Safe asset shortages and asset price bubbles. *J. Math. Econ.* 53, 164–174.  
 Asriyan, V., Fornaro, L., Martín, A., Ventura, J., 2021. Monetary policy for a bubbly world. *Rev. Econ. Stud.* 88, 1418–1456.  
 Ball, L., Romer, D., 1991. Sticky prices as coordination failure. *Am. Econ. Rev.* 81, 539–552.  
 Beaudry, P., Kartashova, K., Meh, C.A., 2023. Gazing at  $r^*$ : A Hysteresis Perspective. Working Paper 2023-5. Bank of Canada.  
 Benhabib, J., Schmitt-Grohé, S., Uribe, M., 2001a. Monetary policy and multiple equilibria. *Am. Econ. Rev.* 91, 167–186.  
 Benhabib, J., Schmitt-Grohé, S., Uribe, M., 2001b. The perils of Taylor rules. *J. Econ. Theory* 96, 40–69.  
 Benhabib, J., Schmitt-Grohé, S., Uribe, M., 2002a. Avoiding liquidity traps. *J. Polit. Econ.* 110, 535–563.  
 Benhabib, J., Schmitt-Grohé, S., Uribe, M., 2002b. Chaotic interest-rate rules. *Am. Econ. Rev.* 92, 72–78.  
 Benmelech, E., Bergman, N.K., 2012. Credit traps. *Am. Econ. Rev.* 102, 3004–3032.  
 Bernanke, B.S., Gertler, M., 2001. Should central banks respond to movements in asset prices? *Am. Econ. Rev.* 91, 253–257.  
 Bewley, T., 1986. Stationary monetary equilibrium with a continuum of independently fluctuating consumers. In: Hildenbrand, W., Mas-Colell, A. (Eds.), *Contributions to Mathematical Economics in Honor of Gerard Debreu*. North Holland, Amsterdam.

- Bianchi, F., Lettau, M., Ludvigson, S.C., 2022. Monetary policy and asset valuation. *J. Finance*.
- Caballero, R.J., Simsek, A., 2020. A risk-centric model of demand recessions and speculation. *Q. J. Econ.* 135, 1493–1566.
- Caplin, A.S., Spulber, D.F., 1987. Menu costs and the neutrality of money. *Q. J. Econ.* 102, 703–726.
- Castillo-Martínez, L., Reis, R., 2019. How do Central Banks Control Inflation? A Guide for the Perplexed. Working paper.
- Coibion, O., Gorodnichenko, Y., Wieland, J., 2012. The optimal inflation rate in New Keynesian models: should central banks raise their inflation targets in light of the zero lower bound? *Rev. Econ. Stud.* 79, 1371–1406.
- Diamond, D.W., Rajan, R.G., 2012. Illiquid banks, financial stability, and interest rate policy. *J. Polit. Econ.* 120, 552–591.
- Dong, F., Miao, J., Wang, P., 2020. Asset bubbles and monetary policy. *Rev. Econ. Dyn.* 37, S68–S98.
- Farhi, E., Tirole, J., 2012a. Bubbly liquidity. *Rev. Econ. Stud.* 79, 678–706.
- Farhi, E., Tirole, J., 2012b. Collective moral hazard, maturity mismatch, and systemic bailouts. *Am. Econ. Rev.* 102, 60–93.
- Gaballo, G., 2017. Price dispersion, private uncertainty, and endogenous nominal rigidities. *Rev. Econ. Stud.* 85, 1070–1110.
- Galí, J., 2008. *Monetary Policy, Inflation and the Business Cycle: An Introduction to the New Keynesian Framework*. Princeton University Press.
- Galí, J., 2014. Monetary policy and rational asset price bubbles. *Am. Econ. Rev.* 104, 721–752.
- He, Z., Krishnamurthy, A., 2012. A model of capital and crises. *Rev. Econ. Stud.* 79, 735–777.
- He, Z., Krishnamurthy, A., 2013. Intermediary asset pricing. *Am. Econ. Rev.* 103, 732–770.
- Hirano, T., Yanagawa, N., 2016. Asset bubbles, endogenous growth, and financial frictions. *Rev. Econ. Stud.* 84, 406–443.
- Ikeda, D., Phan, T., 2016. Toxic asset bubbles. *Econ. Theory* 61, 241–271.
- John, A., Wolman, A.L., 2008. Steady-state equilibrium with state-dependent pricing. *J. Monet. Econ.* 55, 383–405.
- Martin, A., Ventura, J., 2012. Economic growth with bubbles. *Am. Econ. Rev.* 102, 3033–3058.
- Reis, R., 2021. The constraint on public debt when  $r < g$  but  $g < m$ . CEPR Discussion Papers 15950, C.E.P.R. Discussion Papers.
- Schmitt-Grohé, S., Uribe, M., 2010. Chapter 13 - the optimal rate of inflation. In: *Handbook of Monetary Economics*, vol. 3, pp. 653–722.
- Tirole, J., 1985. Asset bubbles and overlapping generations. *Econometrica* 53, 1499–1528.
- Woodford, M., 1990. Public debt as private liquidity. *Am. Econ. Rev.* 80, 382–388.
- Woodford, M., 2003. *Interest and Prices: Foundations of a Theory of Monetary Policy*. Princeton University Press.